

LEA Name:
Address
City

Upper Perkiomen SD
2229 E. Buck Road, Suite 2
Pennsburg, PA 18073-

Class Size: 3

County: Montgomery
AUN Number: 123468603

**Pennsylvania Department of Education
Comptroller's Office**

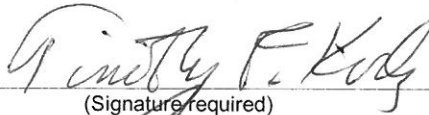
Annual Financial Report , PDE-2057

School District, AVTS/CTC, Special Program Jointures, and Charter School

For the Fiscal Year Ending
06/30/2014


CERTIFICATION: By signing this page I agree that the electronic file submitted is a complete and accurate statement of the financial operations and status of the local education agency for the fiscal year. It has been prepared in accordance with generally accepted accounting principles and established Commonwealth of PA reporting guidelines.

Dr. Timothy Kirby
Chief School Administrator


(Signature required)

11/25/14
Date

Mrs. Sandra Kassel
Board Secretary


(Signature required)

Date

Sandra Kassel
Contact Person

skassel@upsd.org
Contact Person E-mail Address

(215) 541-2446 Ext.
Contact Person Telephone Number

(215) 679-7962
Contact Person Fax Number

Mail original signed coversheet to: Bureau of Accounting and Financial Management, Central Agencies and School Finance, 555 Walnut St - 9th Floor, Harrisburg, PA 17101 ATTN: AFR

Audit Certification
Annual Financial Report:
For the Fiscal Year Ending 06/30/2014
(Pursuant to PA School Code Section 218(b))

LEA Name: Upper Perkiomen SD
AUN Number: 123468603
County: Montgomery

Audit Certification Due:
12/31/2014

This certification is applicable to:

Indicate if the school audit was completed prior to submission of this form

☒ **Orig. Annual Financial Report submitted to Comptroller Operations:** 11/25/2014
☐ **Annual Financial Report revisions submitted on:**

☒ **Yes, audit has been completed**
☐ **No, audit has not been completed**

Auditing Firm:

Gorman & Associates, P.C.
1825 Franklin Street
Northampton, PA 18067

Auditor Contact Name: William H. Gorman, Jr.
Auditor Phone: 610-262-1280
Auditor E-mail: bgorman@gaapc.com

CERTIFICATION: By signing this page I agree that the financial statements of the school have been properly audited as noted above pursuant to Article XXIV, and in the auditor's professional opinion, the Annual Financial Report (PDE-2057) submitted on the date referenced is materially consistent with the audited financial statements.

Chief School Administrator




Signature

Dr. Timothy Kirby

11-25-14
Date

Board Secretary



Signature

Mrs. Sandra Kassel

11/25/14
Date

AFR Contact Person: Sandra Kassel
Email: skassel@upsd.org

Phone: 2155412446
FAX: 2156797962

Mail completed form to:

Bureau of Accounting and Financial Management, Central Agencies and School Finance, 555 Walnut St - 9th Floor, Harrisburg, PA 17101 ATTN: AFR

NOTE: A new Audit Certification form is due with each AFR Revision.

Amounts Expressed in Whole Dollars

ASSETS AND DEFERRED OUTFLOWS OF RESOURCES**Assets**

0100	Cash and Cash Equivalents	9,659,227
0110	Investments	5,035,000
0120	Taxes Receivable (Net)	1,409,413
0130	Due From Other Funds	21,872
0141	Due from Other Governments	1,016,774
0142	State Revenue Receivable	
0143	Federal Revenue Receivable	
0145	Other Intergovernmental Revenue Receivable	
0146	Due From Primary Governments	
0147	Due From Component Units	
0150	Other Receivables (Include Bond Proceeds Receivable)	
0160	Advances to Other Funds (Long-Term Loans)	
0170	Inventories	
0180	Prepaid Expenses / Expenditures	
0190	Other Current Assets	

TOTAL ASSETS**17,142,286**

0910	Deferred Outflows Of Resources	
------	--------------------------------	--

TOTAL ASSETS AND DEFERRED OUTFLOWS OF RESOURCES**17,142,286**

General (10)	Public Purpose Trust (27)	Other Compt Approved (28)	Athletic/ Activity (29)	Capital Reserve (690,1850) (31)
-----------------	---------------------------------	---------------------------------	-------------------------------	---------------------------------------

Capital Reserve 1432 (32)	Other Capital Projects Funds (39)	Debt Service (40)	Permanent (90)	Total Governmental Funds	
					Assets
1,555,337	1,795,184	10,517		13,020,265	0100
				5,035,000	0110
				1,409,413	0120
				21,872	0130
				1,016,774	0141
					0142
					0143
					0145
					0146
					0147
					0150
					0160
					0170
					0180
					0190
1,555,337	1,795,184	10,517		20,503,324	
					0910
1,555,337	1,795,184	10,517		20,503,324	

Amounts Expressed in Whole Dollars

		General (10)	Public Purpose Trust (27)	Other Compt Approved (28)	Athletic/ Activity (29)	Capital Reserve (690,1850) (31)
LIABILITIES AND DEFERRED INFLOWS OF RESOURCES AND FUND BALANCES						
Liabilities						
0400	Due to Other Funds	176,192				
0411	Due to Other Governments	43,937				
0412	Due to Primary Government					
0413	Due to Component Units					
0420	Accounts Payable	945,649				
0430	Contracts Payable					
0440	Curr. Portion of LT Debt (incl. ST Comp Abs, OPEB)	243,356				
0450	Short-Term Payables					
0461	Accrued Salaries and Benefits	2,473,407				
0462	Payroll Deductions and Withholdings	1,736,004				
0470	Advances from Other Funds					
0480	Unearned Revenues					
0490	Other Current Liabilities	2,989				
	TOTAL LIABILITIES	5,621,534				
0950	Deferred Inflows Of Resources	1,195,361				
Fund Balances						
0810	Nonspendable Fund Balance					
0820	Restricted Fund Balance					
0830	Committed Fund Balance	1,060,000				
0840	Assigned Fund Balance	2,312,303				
0850	Unassigned Fund Balance	6,953,088				
	TOTAL FUND BALANCES	10,325,391				
	TOTAL LIABILITIES, DEFERRED INFLOWS OF RESOURCES AND FUND BALANCES	17,142,286				

Capital Reserve 1432 (32)	Other Capital Projects Funds (39)	Debt Service (40)	Permanent (90)	Total Governmental Funds	
					Liabilities
	10,000			186,192	0400
				43,937	0411
					0412
					0413
	47,978			993,627	0420
					0430
				243,356	0440
					0450
				2,473,407	0461
				1,736,004	0462
					0470
					0480
				2,989	0490
	57,978			5,679,512	
				1,195,361	0950
					Fund Balances
					0810
1,555,337	1,737,206			3,292,543	0820
				1,060,000	0830
		10,517		2,322,820	0840
				6,953,088	0850
1,555,337	1,737,206	10,517		13,628,451	
1,555,337	1,795,184	10,517		20,503,324	

STATEMENT OF REVENUES, EXPENDITURES, AND CHANGES IN FUND BALANCE (REG)

Governmental Funds

Page GOV-3A

Amounts Expressed in Whole Dollars

REVENUES

6000	Local Sources	33,782,593
7000	State Sources	16,188,423
8000	Federal Sources	498,233

TOTAL REVENUES**50,469,249****EXPENDITURES**

1000	Instruction	31,819,033
2000	Support Services	13,854,621
3000	Noninstructional Services	812,599
4000	Fac Acq, Const, and Imp	
5110	Debt Service (Principal & Interest)	2,301,004
5130	Refund of Prior Year Receipts	51
5140	Short Term Borrowing – Interests and Costs	

TOTAL EXPENDITURES**48,787,308****EXCESS (DEFICIENCY) OF REVENUES OVER EXPENDITURES****1,681,941****OTHER FINANCING SOURCES (USES)**

9110	Bonds Issued (Face Value) (Do not include Refunded Bonds)	
9120	Refunding Bonds Issued	
9130	Bond Premiums	
9200	Proceeds From Extended Term Financing	
9300	Interfund Transfers - IN (from other funds)	2,616
9400	Sale / Compensation for Fixed Assets	85
9500	Capital Contributions	
9710	Transfers from Component Unit	
9720	Transfers From Primary Govt	
9900	Other Financing Sources Not Listed (9000 Series)	
5120	Debt Service - Refunded Bond Issues (Pmt to Ref Bond Escrow Agent)	
5150	Bond Discounts	
5200	Interfund Transfers - Out (to other funds)	938,603
5300	Transfer to Component Unit or Primary Government	

TOTAL OTHER FINANCING SOURCES (USES)**(935,902)**

Capital Reserve 1432 (32)	Other Capital Projects Funds (39)	Debt Service (40)	Permanent (90)	Total Governmental Funds	
244	5,745			33,788,582	6000
				16,188,423	7000
				498,233	8000
244	5,745			50,475,238	
				31,819,033	1000
	143,878	134,255		14,132,754	2000
				812,599	3000
	442,747			442,747	4000
		4,167		2,305,171	5110
				51	5130
					5140
	586,625	138,422		49,512,355	
244	(580,880)	(138,422)		962,883	
					9110
		9,005,000		9,005,000	9120
		227,550		227,550	9130
					9200
938,603				941,219	9300
				85	9400
					9500
					9710
					9720
					9900
		9,087,778		9,087,778	5120
					5150
				938,603	5200
					5300
938,603		144,772		147,473	

General (10)	Public Purpose Trust (27)	Other Compt Approved (28)	Athletic/ Activity (29)	Capital Reserve (690,1850) (31)
746,039				
9,579,352				
10,325,391				

Capital Reserve 1432 (32)	Other Capital Projects Funds (39)	Debt Service (40)	Permanent (90)	Total Governmental Funds	
					8888
					8889
938,847	(580,880)	6,350		1,110,356	
616,490	2,318,086	4,167		12,518,095	0040
					0050
1,555,337	1,737,206	10,517		13,628,451	

Amounts Expressed in Whole Dollars		Budgeted Amounts		Actual	Variance With
		Original	Final	(Budgetary Basis)	Final Budget Positive (Negative)
REVENUES					
6000	Local Sources	32,639,671	32,639,671	33,782,593	1,142,922
7000	State Sources	16,041,421	16,041,421	16,188,423	147,002
8000	Federal Sources	510,786	510,786	498,233	(12,553)
TOTAL REVENUES		49,191,878	49,191,878	50,469,249	1,277,371
EXPENDITURES					
1100	Regular Programs	23,086,270	22,869,271	21,879,659	989,612
1200	Special Programs	8,071,734	8,071,635	7,659,651	411,984
1300	Vocational Programs	2,172,879	2,172,979	2,172,879	100
1400	Other Instructional Programs	132,658	135,658	106,843	28,815
1500	Nonpublic School Programs				
1600	Adult Education Programs				
1700	Community/Junior College Programs				
1800	Pre-Kindergarten				
2100	Pupil Personnel Services	1,507,288	1,507,288	1,385,982	121,306
2200	Instructional Staff Services	1,277,431	1,277,430	1,203,460	73,970
2300	Administrative Services	3,018,020	3,033,019	2,906,945	126,074
2400	Pupil Health	321,347	321,347	311,795	9,552
2500	Business Services	649,252	679,252	677,699	1,553
2600	Operation and Maintenance of Plant Services	3,770,122	3,570,122	3,430,987	139,135
2700	Student Transportation Services	3,349,867	3,349,867	3,079,540	270,327
2800	Central & Other Support Services	972,476	972,476	823,307	149,169
2900	Other Support Services	35,052	35,052	34,906	146
3100	Food Services				
3200	Student Activities	924,965	924,965	812,599	112,366
3300	Community Services				
3400	Scholarships and Awards				
4000	Fac Acq, Const, and Imp				
5110	Debt Service (Principal & Interest)	2,872,950	2,302,950	2,301,004	1,946
5130	Refund of Prior Year Receipts			51	(51)
5140	Short Term Borrowing – Interests and Costs				
TOTAL EXPENDITURES		52,162,311	51,223,311	48,787,307	2,436,004
EXCESS (DEFICIENCY) OF REVENUES OVER EXPENDITURES		(2,970,433)	(2,031,433)	1,681,942	3,713,375

Amounts Expressed in Whole Dollars

		Budgeted Amounts		Actual	Variance With
		Original	Final	(Budgetary Basis)	Final Budget Positive (Negative)
OTHER FINANCING SOURCES (USES)					
9100	Sale of Bonds				
9200	Proceeds From Extended Term Financing				
9300	Interfund Transfers - IN (from other funds)			2,616	2,616
9400	Sale / Compensation for Fixed Assets			85	85
9700	Transfers from Comp Unit / Primary Govt				
9900	Other Financing Sources Not Listed (9000 Series)				
5120	Debt Service - Refunded Bond Issues				
5150	Bond Discounts				
5200	Interfund Transfers - Out (to other funds)		939,000	938,603	397
5300	Transfer to Component Unit or Primary Government				
5900	Budgetary Reserve	70,000	70,000		70,000
TOTAL OTHER FINANCING SOURCES (USES)		(70,000)	(1,009,000)	(935,902)	73,098
SPECIAL AND EXTRAORDINARY ITEMS					
8888	Special Items				
8889	Extraordinary Items				
NET CHANGE IN FUND BALANCES		(3,040,433)	(3,040,433)	746,040	3,786,473
0040	Fund Balance - Beginning of Fiscal Year	6,529,585	6,529,585	9,579,352	3,049,767
0050	Prior Period Adjustment				
FUND BALANCE - END OF YEAR		3,489,152	3,489,152	10,325,392	6,836,240

Amounts Expressed in Whole Dollars

ASSETS AND DEFERRED OUTFLOWS OF RESOURCES**Current Assets:**

0100	Cash and Cash Equivalents	97,080	97,080
0110	Investments		
0130	Due From Other Funds	176,192	176,192
0141	Due from Other Governments	18,904	18,904
0146	Due From Primary Governments		
0147	Due From Component Units		
0150	Other Receivables (Include Bond Proceeds Receivable)	566	566
0170	Inventories	50,878	50,878
0180	Prepaid Expenses / Expenditures		
0190	Other Current Assets		

Total Current Assets

343,620

343,620

Noncurrent Assets:

0108	Restricted Cash and Cash Equivalents		
0160	Advances to Other Funds (Long-Term Loans)		
0211	Land		
0212	Site Improvements (net)		
0220	Building & Building Improvements (net)		
0230	Furniture & Equipment (net)	165,535	165,535
0250	Construction in Progress		
0260	LT Prepayments (net Acc Amort LT Prepayments)		

Total NonCurrent Assets

165,535

165,535

0910	Deferred Outflows Of Resources		
------	--------------------------------	--	--

TOTAL ASSETS AND DEFERRED OUTFLOW OF RESOURCES

509,155

509,155

Amounts Expressed in Whole Dollars

	Food Service (51)	Child Care Operations (52)	Other Enterprise Funds (58)	TOTAL	Internal Service (60)
LIABILITIES, DEFERRED INFLOWS OF RESOURCES AND NET POSITION					
Current Liabilities:					
0400 Due to Other Funds	11,770			11,770	
0411 Due to Other Governments					
0413 Due to Component Units					
0420 Accounts Payable					
0430 Contracts Payable					
0440 Curr. Portion of LT Debt (incl. ST Comp Abs, OPEB)					
0450 Short-Term Payables					
0461 Accrued Salaries and Benefits					
0462 Payroll Deductions and Withholdings					
0480 Unearned Revenues	25,378			25,378	
0490 Other Current Liabilities					
Total Current Liabilities	37,148			37,148	
Noncurrent Liabilities:					
0470 Advances from Other Funds					
0510 Bonds Payable					
0520 Extended Term Financing Agreements Payable					
0530 Lease Purchase Obligations					
0540 LT Portion of Compensated Absences	18,845			18,845	
0550 Authority Lease Obligations					
0599 Other Long-Term Liabilities					
Total NonCurrent Liabilities	18,845			18,845	
TOTAL LIABILITIES	55,993			55,993	
0950 Deferred Inflows Of Resources					
NET POSITION					
0791 Invested in Capital Assets Net of Related Debt	165,535			165,535	
0798 Restricted for Legal Purposes (0792-0798)					
0799 Unrestricted	287,627			287,627	
TOTAL NET POSITION	453,162			453,162	
TOTAL LIABILITIES, DEFERRED INFLOWS OF RESOURCES AND NET POSITION	509,155			509,155	

STATEMENT OF REVENUES, EXPENSES, AND CHANGES IN FUND NET POSITION (REP)

Proprietary Funds

Page PRO-3A

Amounts Expressed in Whole Dollars

	Food Service (51)	Child Care Operations (52)	Other Enterprise Funds (58)	TOTAL	Internal Service (60)
OPERATING REVENUES					
6600 Food Service Revenue	886,378			886,378	
6900 Charges for Services					
6999 Other Operating Revenues	51,432			51,432	
TOTAL OPERATING REVENUES	937,810			937,810	
OPERATING EXPENSES					
100 Salaries	518,750			518,750	
200 Employee Benefits	177,565			177,565	
300 Purchased Professional and Technical Service	4,176			4,176	
400 Purchased Property Services	23,098			23,098	
500 Other Purchased Service	2,640			2,640	
600 Supplies	738,120			738,120	
700 Depreciation	15,902			15,902	
810 Dues and Fees	994			994	
890 Other Operating Expenditures	1,660			1,660	
TOTAL OPERATING EXPENSES	1,482,905			1,482,905	
OPERATING INCOME (LOSS)	(545,095)			(545,095)	
NONOPERATING REVENUES (EXPENSES)					
6500 Earnings on Investments	260			260	
6920 Contributions and Donations - Private Sources					
6930 Gain / Loss on Sale of Fixed Assets					
6991 Refunds of Prior Year Expenditures					
7000 State Sources	97,820			97,820	
8000 Federal Sources	506,557			506,557	
820 Claims and Judgements					
830 Interest Expenses					
TOTAL NONOPERATING REVENUES (EXPENSES)	604,637			604,637	
INCOME (LOSS) BEFORE CONTRIBUTIONS AND TRANSFERS	59,542			59,542	

Food Service (51)	Child Care Operations (52)	Other Enterprise Funds (58)	TOTAL	Internal Service (60)
59,542			59,542	
393,620			393,620	
453,162			453,162	

	Food Service (51)	Child Care Operations (52)	Other Enterprise Funds (58)	TOTAL	Internal Service (60)
Cash Flows From Operating Activities					
9937 Cash Received From Users	776,482			776,482	
9938 Cash Received From Assessments Made to Other Funds					
9939 Cash Received From Earnings on Investments					
9940 Cash Received From Other Operating Revenue	51,432			51,432	
9941 Cash Payments to Employees For Services	698,222			698,222	
9942 Cash Payments For Insurance Claims					
9943 Cash Payments to Suppliers For Goods and Services	704,822			704,822	
9944 Cash Payments For Other Operating Expenses	994			994	
Net Cash Provided By (Used For) Operating Activities	(576,124)			(576,124)	
Cash Flows From Non-Capital Financing Activities					
6000 Local Sources					
7000 State Sources	97,682			97,682	
8000 Federal Sources	439,732			439,732	
9917 Notes and Loans Received (Repaid)					
9918 Interest Paid on Notes/Loans (5100-830)					
9919 Operating Transfers In (Out)/Residual Equity Trans					
9920 Operating Transfers In (Out) Primary Government					
9921 Operating Transfers In (Out) Component Units					
9922 Refund of Prior Year Expenditures (6991)					
Net Cash Prov By (Used for) Non-Capital Financing Activities	537,414			537,414	
Cash Flows From Capital and Related Financing Activities					
4000 Fac Acq, Const, and Imp					
6930 Gain / Loss on Sale of Fixed Assets					
9200 Proceeds From Extended Term Financing					
9925 Principal Paid on Financing Agreements					
9926 Interest Paid on Financing Agreements (5100-830)					
9927 (Inc) Dec in Contributed Capital					
Net Cash Prov By (Used for) Capital and Related Financing Activities					
Cash Flows From Investing Activities					
6500 Earnings on Investments	260			260	
9929 Purchase of Inv Securities / Deposits to Inv Pools					
9930 Withdrawals from Investment Pools					
9931 Proceeds from Sale and Maturity of Inv Securities					
9932 Loans Received (Paid)					
Net Cash Prov By (Used for) Investing Activities	260			260	

	Food Service (51)	Child Care Operations (52)	Other Enterprise Funds (58)	TOTAL	Internal Service (60)
Net Inc (Dec) in Cash and Cash Flow	(38,450)			(38,450)	
9935 Cash and Cash Equivalents Beginning of Year	135,530			135,530	
Cash and Cash Equivalents at Year End	97,080			97,080	
<hr/>					
9900 Other Financing Sources Not Listed (9000 Series)	(545,095)			(545,095)	
Adjustments to Reconcile Operating Income (Loss) to Net Cash Provided by (Used for):					
9901 Depreciation and Net Amortization	15,902			15,902	
9902 Provision for Uncollectible Accounts					
9903 Other Adjustments	67,131			67,131	
9904 (Inc) Dec In Accounts Receivable (0120-0150)	3,815			3,815	
9905 Advances to Other Funds (0160)	(113,711)			(113,711)	
9906 (Inc) Dec in Inventories (0170)	(5,907)			(5,907)	
9907 (Inc) Dec in Prepaid Expenses (0180)					
9908 (Inc) Dec in Other Current Assets (0190)					
9909 Inc (Dec) in Accounts Payable (0400-0450)	(736)			(736)	
9910 Inc (Dec) in Accrued Salaries/Benefits (0461)	(1,907)			(1,907)	
9911 Inc (Dec) in Payroll Deductions/Withholding (0462)					
9912 Inc (Dec) in Advances from Other Funds (0470)	3,829			3,829	
9913 Inc (Dec) in Unearned Revenue (0480)					
9914 Inc (Dec) in Other Current Liabilities (0490)	555			555	
Total Adjustments	(31,029)			(31,029)	
Cash Provided By (Used For) Total	(576,124)			(576,124)	

Amounts Expressed in Whole Dollars

		Private Purpose Trust (71)	Investment Trust (72)	Pension Trust (73)	Activity (81)	Other Agency (89)
ASSETS AND DEFERRED OUTFLOWS OF RESOURCES						
Assets						
0100	Cash and Cash Equivalents	49,267				
0110	Investments	207,234				
0130	Due From Other Funds					
0147	Due From Component Units					
0150	Other Receivables					
0160	Advances to Other Funds					
0170	Inventories					
0180	Prepaid Expenses / Expenditures					
0190	Other Current Assets					
0220	Building & Building Improvements (net)					
0230	Furniture & Equipment (net)					
TOTAL ASSETS		256,501				
0910	Deferred Outflows Of Resources					
TOTAL ASSETS AND DEFERRED OUTFLOWS OF RESOURCES		256,501				

Component Units (98)	Component Units (99)	Total Fiduciary Funds	
		49,267	0100
		207,234	0110
			0130
			0147
			0150
			0160
			0170
			0180
			0190
			0220
			0230
		256,501	
			0910
		256,501	

Component Units (98)	Component Units (99)	Total Fiduciary Funds
		0400
		0411
		0412
		0413
		0420
		0430
		0450
		0461
		0462
		0470
		0480
		0490
		0950
		0791
		0798
		0799
		256,501
		256,501
		256,501

Amounts Expressed in Whole Dollars			Private Purpose Trust (71)	Investment Trust (72)	Pension Trust (73)	Component Units (98)	Component Units (99)
Additions							
9945	Gifts and Contributions			51,088			
9946	Other Additions			605			
Deductions							
9947	Scholarships Awarded			18,246			
9948	Other Deductions			2,616			
Change In Net Position				30,831			
0041	Net Position - Beginning of Fiscal Year			225,670			
9949	Net Position Held in Trust for Pension Benefits						
Net Position - End of Fiscal Year				256,501			

Total
Fiduciary
Funds

51,088 9945

605 9946

18,246 9947

2,616 9948

30,831

225,670 0041

9949

256,501

	AMOUNT	TOTAL
6000 Revenue from Local Sources		
6111 Current Real Estate Taxes	28,200,309.43	
6112 Interim Real Estate Taxes	201,534.11	
6113 Public Utility Realty Tax	37,500.11	
6114 Payments in Lieu of Current Taxes / State & Local	27.48	
6120 Current Per Capita Taxes, Sec. 679	62,897.10	
6140 Current Act 511 Taxes - Flat Rate Assessments	62,897.10	
6150 Current Act 511 Taxes - Proportional Assessments	3,337,863.85	
6400 Delinq on Taxes Levied/Assessed by the LEA	933,090.42	
6500 Earnings on Investments	93,562.91	
6700 Revenue From Student Activities	56,243.00	
6831 Federal Rev. Rcvd. from Other PA Public Schools	3,668.76	
6832 Federal IDEA Pass Through Revenue	636,622.00	
6836 Federal ARRA Race To Top Rev Recd as Pass Through	12,781.50	
6910 Rentals	35,342.67	
6920 Contributions and Donations From Private Sources	9,641.25	
6941 Regular Day School Tuition	3,051.21	
6942 Summer School Tuition	920.00	
6961 Transportation Services Provided Other PA LEAs	42,196.08	
6980 Revenue From Community Service Activities	4,434.00	
6991 Refunds of Prior Years' Expenditures	907.17	
6992 Energy Incentives & Rebates	33,184.64	
6999 All Other Local Revenues Not Specified	13,918.48	
6000 Total Revenue from Local Sources		33,782,593.27

		AMOUNT	TOTAL
<u>7000</u>	Revenue from State Sources		
7110	Basic Education Funding (Gross)	8,323,595.68	
7160	Tuition - Orphans & Children Placed in Priv. Homes	112,954.50	
7271	Special Education Funding for School Aged Pupils	1,650,192.40	
7310	Transportation (Regular and Additional)	1,636,885.65	
7320	Rental and Sinking Fund Payments	411,903.98	
7330	Health Services	55,379.77	
7340	State Property Tax Reduction Allocation	1,111,352.76	
7501	PA Accountability Grant	143,068.00	
7810	Revenue for Social Security Payments	827,674.79	
7820	Revenue for Retirement Payments	1,915,415.76	
7000	Total Revenue from State Sources		16,188,423.29
<u>8000</u>	Revenue from Federal Sources		
8514	NCLB, Title I - Imprv. Acad. Ach. (Disadvantaged)	265,062.00	
8515	NCLB, Title II - Prep/Trng/Recruit. HQ Tchrs/Prin.	91,956.00	
8810	Schl Based ACCESS Med Reimb Prog	126,307.62	
8820	Medical Asst Reimb for Admin Claiming	14,907.18	
8000	Total Revenue from Federal Sources		498,232.80
<u>9000</u>	Other Financing Sources		
9370	Trust and Agency Fund Transfers	2,615.50	
9400	Sale or Compensation for Loss of Fixed Assets	84.85	
9000	Total Other Financing Sources		2,700.35

SUMMARY OF GENERAL FUND REVENUES AND OTHER FINANCING SOURCES

	<u>AMOUNT</u>	<u>TOTAL</u>
Revenue from Local Sources	33,782,593.27	
Revenue from State Sources	16,188,423.29	
Revenue from Federal Sources	498,232.80	
Other Financing Sources	2,700.35	
		50,471,949.71

	Taxable Assessed Value	Tax Levy	Taxes Collected
6111 Totals	1,390,822,279	30,531,469	28,200,309
6140	Current Act 511 Taxes - Flat Rate Assessments		
6141	Per Capita Taxes	62,897.10	
6140	Current Act 511 Taxes - Flat Rate Assessments		62,897.10
6150	Current Act 511 Taxes - Proportional Assessments		
6151	Earned Income Taxes	2,934,523.95	
6153	Real Estate Transfer Taxes	403,339.90	
6150	Current Act 511 Taxes - Proportional Assessments		3,337,863.85

Total Act 1 and Act 511 Taxes

3,400,760.95

<u>REVENUE FROM LOCAL SOURCES</u>		<u>TAX REVENUE REPORTED</u> <u>IN CURRENT YEAR</u>	<u>CURRENT YEAR</u> <u>TAX ACCRUAL</u>	<u>PRIOR YEAR</u> <u>TAX ACCRUAL</u>	<u>TAXES COLLECTED</u> <u>IN CURRENT YEAR</u>
6111	Current Real Estate Taxes	28,200,309.43	0.00	0.00	28,200,309.43
6112	Interim Real Estate Taxes	201,534.11	0.00	0.00	201,534.11
6113	Public Utility Realty Tax	37,500.11	0.00	0.00	37,500.11
6114	Payments in Lieu of Current Taxes / State & Local	27.48	0.00	0.00	27.48
6120	Current Per Capita Taxes, Sec. 679	62,897.10	0.00	0.00	62,897.10
6140	Current Act 511 Taxes - Flat Rate Assessments	62,897.10	0.00	0.00	62,897.10
6150	Current Act 511 Taxes - Proportional Assessments	3,337,863.85	0.00	0.00	3,337,863.85
6400	Delinq on Taxes Levied/Assessed by the LEA	933,090.42	0.00	0.00	933,090.42
 6999 TOTAL TAXES		 32,836,119.60	 0.00	 0.00	 32,836,119.60

<u>REVENUE FROM DELINQUENT TAXES</u>		TAX REVENUE REPORTED <u>IN CURRENT YEAR</u>	CURRENT YEAR <u>TAX ACCRUAL</u>	PRIOR YEAR <u>TAX ACCRUAL</u>	TAXES COLLECTED <u>IN CURRENT YEAR</u>
6411	Delinquent Real Estate Taxes	904,263.25			904,263.25
6412	Delinquent Interim Real Estate Taxes				
6431	Delinquent Act 1 Earned Income Taxes				
6432	Delinquent Act 1 Personal Income Taxes				
6451	Delinquent Act 511 Earned Income Taxes				
6461	Delinquent Earned Income Taxes				
TOTAL TAXES		904,263.25			904,263.25

1000 Instruction	Total
100 <u>Personnel Services-Salaries</u>	
Total Personnel Services-Salaries	17,118,159.75
200 <u>Personnel Services-Employee Benefits</u>	
210 Grp Ins - Contracted Provider	3,819,738.84
220 Social Security Contributions	1,266,721.92
230 PSERS Retirement Contributions	2,849,412.44
240 Tuition Reimbursements	45,358.21
250 Unemployment Compensation	6,391.85
260 Workmen's Compensation	104,021.82
Total Personnel Services-Employee Benefits	8,091,645.08
300 <u>Purchased Professional & Technical Services</u>	
Total Purchased Professional & Technical Services	1,073,207.67
400 <u>Purchased Property Services</u>	
430 Repairs and Maintenance	20,543.59
440 Rentals	44,787.96
Total Purchased Property Services	65,331.55
500 <u>Other Purchased Services</u>	
510 Student Transportation Services	1,026.65
530 Communications	2,876.11
550 Printing & Binding	18,831.29
560 Tuition	4,984,863.11
580 Travel	4,006.35
590 Miscellaneous Purchased Services	659.60
Total Other Purchased Services	5,012,263.11
600 <u>Supplies</u>	
610 General Supplies	217,547.49
630 Food	283.40
640 Books & Periodicals	113,760.15
650 Supplies - Technology Related	98,553.83
Total Supplies	430,144.87
700 <u>Property</u>	
750 Equipment - Original & Additional	21,988.85
760 Equipment - Replacement	6,252.78
Total Property	28,241.63
800 <u>Other Objects</u>	
Total Other Objects	39.00
Total 1000 Instruction	31,819,032.66

	<u>Elementary</u>	<u>Secondary</u>	<u>Federal</u>	<u>Total</u>
1100 Regular Programs - E/S				
100 <u>Personnel Services-Salaries</u>				
Total Personnel Services-Salaries	6,960,928.46	6,560,660.56	218,176.38	13,739,765.40
200 <u>Personnel Services-Employee Benefits</u>				
210 Grp Ins - Contracted Provider	1,559,792.53	1,590,656.09	29,946.27	3,180,394.89
220 Social Security Contributions	514,157.62	484,748.71	16,690.49	1,015,596.82
230 PSERS Retirement Contributions	1,164,353.54	1,098,201.80	19,434.01	2,281,989.35
240 Tuition Reimbursements	16,235.55	11,673.41		27,908.96
250 Unemployment Compensation	2,415.11	2,106.17	436.35	4,957.63
260 Workmen's Compensation	42,036.23	39,451.35	1,745.41	83,232.99
Total Personnel Services-Employee Benefits	3,298,990.58	3,226,837.53	68,252.53	6,594,080.64
300 <u>Purchased Professional & Technical Services</u>				
Total Purchased Professional & Technical Services	12,735.75	21,385.56		34,121.31
400 <u>Purchased Property Services</u>				
430 Repairs and Maintenance	12,175.19	8,368.40		20,543.59
440 Rentals	19,343.84	25,444.12		44,787.96
Total Purchased Property Services	31,519.03	33,812.52		65,331.55
500 <u>Other Purchased Services</u>				
510 Student Transportation Services	77.96	40.00		117.96
530 Communications	1,279.55	839.02		2,118.57
550 Printing & Binding	3,163.00	15,668.29		18,831.29
561 Tuition to Other School Districts Within The State	879.70	10,443.96		11,323.66
562 Tuition to Pennsylvania Charter Schools	401,303.37	587,900.33		989,203.70
568 Tuition for PRRIs (in-state) and Detention Centers		20,045.77		20,045.77
580 Travel	1,677.64	1,058.74		2,736.38
591 Services Purchased locally	84.60	575.00		659.60
Total Other Purchased Services	408,465.82	636,571.11		1,045,036.93
600 <u>Supplies</u>				
610 General Supplies	106,513.88	89,730.76		196,244.64
630 Food	141.70	141.70		283.40
640 Books & Periodicals	49,875.47	39,309.51	53.76	89,238.74
650 Supplies - Technology Related	43,263.56	52,127.27		95,390.83
Total Supplies	199,794.61	181,309.24	53.76	381,157.61
700 <u>Property</u>				
750 Equipment - Original & Additional	5,335.30	8,577.74		13,913.04
760 Equipment - Replacement	2,458.92	3,793.86		6,252.78
Total Property	7,794.22	12,371.60		20,165.82
Total 1100 Regular Programs - E/S	<u>10,920,228.47</u>	<u>10,672,948.12</u>	<u>286,482.67</u>	<u>21,879,659.26</u>

	<u>Elementary</u>	<u>Secondary</u>	<u>Federal</u>	<u>Total</u>
1200 Special and Gifted Education				
100 <u>Personnel Services-Salaries</u>				
Total Personnel Services-Salaries	1,700,652.40	1,455,290.01	217,497.66	3,373,440.07
200 <u>Personnel Services-Employee Benefits</u>				
210 Grp Ins - Contracted Provider	318,019.67	250,872.76	70,451.52	639,343.95
220 Social Security Contributions	126,511.60	105,087.34	19,160.37	250,759.31
230 PSERS Retirement Contributions	287,192.28	238,693.10	40,709.64	566,595.02
240 Tuition Reimbursements	14,109.25	3,340.00		17,449.25
250 Unemployment Compensation	519.95	441.26	471.42	1,432.63
260 Workmen's Compensation	10,105.12	8,630.98	2,022.98	20,759.08
Total Personnel Services-Employee Benefits	756,457.87	607,065.44	132,815.93	1,496,339.24
300 <u>Purchased Professional & Technical Services</u>				
Total Purchased Professional & Technical Services	578,502.78	116,812.40	343,771.18	1,039,086.36
500 <u>Other Purchased Services</u>				
510 Student Transportation Services	231.08	587.47	90.14	908.69
530 Communications	354.86	402.68		757.54
561 Tuition to Other School Districts Within The State		11,345.26		11,345.26
562 Tuition to Pennsylvania Charter Schools	51,366.87	243,193.39		294,560.26
567 Tuition to Approved Private and PA Chartered Schools	142,956.72	217,966.06		360,922.78
568 Tuition for PRRIs (in-state) and Detention Centers	112,024.96	40,653.55	14,430.00	167,108.51
569 Tuition - Other	35,829.66	799,475.50	21,785.07	857,090.23
580 Travel	376.77	612.90		989.67
Total Other Purchased Services	343,140.92	1,314,236.81	36,305.21	1,693,682.94
600 <u>Supplies</u>				
610 General Supplies	14,193.05	5,020.79	2,089.01	21,302.85
640 Books & Periodicals	12,429.20	2,217.20	9,875.01	24,521.41
650 Supplies - Technology Related	361.42	1,661.58	1,140.00	3,163.00
Total Supplies	26,983.67	8,899.57	13,104.02	48,987.26
700 <u>Property</u>				
750 Equipment - Original & Additional		3,592.04	4,483.77	8,075.81
Total Property		3,592.04	4,483.77	8,075.81
800 <u>Other Objects</u>				
Total Other Objects	19.50	19.50		39.00
Total 1200 Special and Gifted Education	<u>3,405,757.14</u>	<u>3,505,915.77</u>	<u>747,977.77</u>	<u>7,659,650.68</u>

1300 Vocational Education Programs

500 Other Purchased Services

564 Tuition to Career and Technology Centers

Total Other Purchased Services

Total 1300 Vocational Education Programs

<u>Secondary</u>	<u>Federal</u>	<u>Total</u>
2,172,879.46		2,172,879.46
2,172,879.46		2,172,879.46
<u>2,172,879.46</u>		<u>2,172,879.46</u>

1400 Other Instructional Programs - E/S**100 Personnel Services-Salaries****Total Personnel Services-Salaries****200 Personnel Services-Employee Benefits**

220 Social Security Contributions

230 PSERS Retirement Contributions

250 Unemployment Compensation

260 Workmen's Compensation

Total Personnel Services-Employee Benefits**500 Other Purchased Services**

560 Tuition

580 Travel

Total Other Purchased Services**Total 1400 Other Instructional Programs - E/S****Elementary****Secondary****Federal****Total****4,954.28****4,954.28**

365.79

365.79

828.07

828.07

1.59

1.59

29.75

29.75

1,225.20**1,225.20**

100,383.48

100,383.48

40.32

239.98

280.30

40.32**100,623.46****100,663.78****40.32****106,802.94****106,843.26**

	<u>Elementary</u>	<u>Secondary</u>	<u>Federal</u>	<u>Total</u>
1430 Homebound Instruction				
100 <u>Personnel Services-Salaries</u>				
Total Personnel Services-Salaries		4,954.28		4,954.28
200 <u>Personnel Services-Employee Benefits</u>				
220 Social Security Contributions		365.79		365.79
230 PSERS Retirement Contributions		828.07		828.07
250 Unemployment Compensation		1.59		1.59
260 Workmen's Compensation		29.75		29.75
Total Personnel Services-Employee Benefits		1,225.20		1,225.20
500 <u>Other Purchased Services</u>				
580 Travel	40.32	239.98		280.30
Total Other Purchased Services	40.32	239.98		280.30
Total 1430 Homebound Instruction	<u>40.32</u>	<u>6,419.46</u>		<u>6,459.78</u>

1440 Alternative Regular Education

500 Other Purchased Services

560 Tuition

Total Other Purchased Services

Total 1440 Alternative Regular Education

DETAIL OF GENERAL FUND EXPENDITURES AND OTHER FINANCING USES

<u>Elementary</u>	<u>Secondary</u>	<u>Federal</u>	<u>Total</u>
	97,458.48		97,458.48
	97,458.48		97,458.48
	97,458.48		97,458.48

1441 Adjudicated / Court Placed Programs

500 Other Purchased Services

561 Tuition to Other School Districts Within The State

Total Other Purchased Services

Total 1441 Adjudicated / Court Placed Programs

DETAIL OF GENERAL FUND EXPENDITURES AND OTHER FINANCING USES

<u>Elementary</u>	<u>Secondary</u>	<u>Federal</u>	<u>Total</u>
	16,523.27		16,523.27
	16,523.27		16,523.27
	<u>16,523.27</u>		<u>16,523.27</u>

1442 PDE Approved Alternative Education Programs

500 Other Purchased Services

561 Tuition to Other School Districts Within The State

Total Other Purchased Services

Total 1442 PDE Approved Alternative Education Programs

DETAIL OF GENERAL FUND EXPENDITURES AND OTHER FINANCING USES

Page EXP-9

<u>Elementary</u>	<u>Secondary</u>	<u>Federal</u>	<u>Total</u>
	80,935.21		80,935.21
	80,935.21		80,935.21
	<u>80,935.21</u>		<u>80,935.21</u>

1490 Additional Other Instruction Programs

500 Other Purchased Services

566 Tuition to Institutions of Higher Ed and Technical Institutes

Total Other Purchased Services

Total 1490 Additional Other Instruction Programs

<u>Elementary</u>	<u>Secondary</u>	<u>Federal</u>	<u>Total</u>
	2,925.00		2,925.00
	2,925.00		2,925.00
	<u>2,925.00</u>		<u>2,925.00</u>

		<u>Total</u>
2000 Support Services		
100 Personnel Services-Salaries		
Total Personnel Services-Salaries		5,453,549.69
200 Personnel Services-Employee Benefits		
210 Grp Ins - Contracted Provider		1,586,445.62
220 Social Security Contributions		402,831.47
230 PSERS Retirement Contributions		908,561.24
240 Tuition Reimbursements		25,063.00
250 Unemployment Compensation		1,882.49
260 Workmen's Compensation		32,914.62
290 Other Employee Benefits		6,495.27
Total Personnel Services-Employee Benefits		2,964,193.71
300 Purchased Professional & Technical Services		
Total Purchased Professional & Technical Services		389,625.89
400 Purchased Property Services		
410 Cleaning Services		60,027.95
420 Utility Services		511,600.82
430 Repairs and Maintenance		244,876.08
440 Rentals		16,089.76
450 Construction Services		29,711.37
490 Other Purchased Property Services		29,881.37
Total Purchased Property Services		892,187.35
500 Other Purchased Services		
510 Student Transportation Services		2,976,317.58
520 Insurance-General		224,700.25
530 Communications		125,497.34
540 Advertising		2,008.24
550 Printing & Binding		17,458.60
580 Travel		18,478.41
590 Miscellaneous Purchased Services		44,710.82
Total Other Purchased Services		3,409,171.24
600 Supplies		
610 General Supplies		273,560.61
620 Energy		298,080.77
630 Food		1,506.74
640 Books & Periodicals		29,819.67
650 Supplies - Technology Related		27,499.85
Total Supplies		630,467.64
700 Property		
750 Equipment - Original & Additional		51,947.00
760 Equipment - Replacement		12,564.67
Total Property		64,511.67

2000 Support Services

800 Other Objects

Total Other Objects

Total 2000 Support Services

Total

50,913.76

13,854,620.95

2100 Pupil Personnel

100 Personnel Services-Salaries

Total Personnel Services-Salaries

859,762.15

200 Personnel Services-Employee Benefits

210 Grp Ins - Contracted Provider

270,916.82

220 Social Security Contributions

63,479.58

230 PSERS Retirement Contributions

143,702.00

250 Unemployment Compensation

275.59

260 Workmen's Compensation

5,162.27

Total Personnel Services-Employee Benefits

483,536.26

300 Purchased Professional & Technical Services

Total Purchased Professional & Technical Services

30,391.35

400 Purchased Property Services

430 Repairs and Maintenance

24.00

Total Purchased Property Services

24.00

500 Other Purchased Services

530 Communications

1,015.49

580 Travel

843.18

Total Other Purchased Services

1,858.67

600 Supplies

610 General Supplies

5,057.59

640 Books & Periodicals

993.71

650 Supplies - Technology Related

3,746.68

Total Supplies

9,797.98

800 Other Objects

Total Other Objects

612.00

Total 2100 Pupil Personnel

1,385,982.41

	<u>Elementary</u>	<u>Secondary</u>	<u>Federal</u>	<u>Total</u>
2120 Guidance Services				
100 Personnel Services-Salaries				
Total Personnel Services-Salaries	281,755.92	317,806.52		599,562.44
200 Personnel Services-Employee Benefits				
210 Grp Ins - Contracted Provider	92,143.43	87,244.77		179,388.20
220 Social Security Contributions	20,803.13	23,464.89		44,268.02
230 PSERS Retirement Contributions	47,093.13	53,118.68		100,211.81
250 Unemployment Compensation	90.32	101.87		192.19
260 Workmen's Compensation	1,691.75	1,908.21		3,599.96
Total Personnel Services-Employee Benefits	161,821.76	165,838.42		327,660.18
500 Other Purchased Services				
580 Travel		555.42		555.42
Total Other Purchased Services		555.42		555.42
600 Supplies				
610 General Supplies	221.41	994.52		1,215.93
640 Books & Periodicals	719.56	274.15		993.71
650 Supplies - Technology Related	82.22	3,664.46		3,746.68
Total Supplies	1,023.19	4,933.13		5,956.32
800 Other Objects				
Total Other Objects		552.00		552.00
Total 2120 Guidance Services	<u>444,600.87</u>	<u>489,685.49</u>		<u>934,286.36</u>

	<u>Federal</u>	<u>Total</u>
2130 Attendance Services		
100 Personnel Services-Salaries		
Total Personnel Services-Salaries		53,872.55
200 Personnel Services-Employee Benefits		
210 Grp Ins - Contracted Provider		3,689.18
220 Social Security Contributions		3,977.62
230 PSERS Retirement Contributions		9,004.34
250 Unemployment Compensation		17.27
260 Workmen's Compensation		323.46
Total Personnel Services-Employee Benefits		17,011.87
500 Other Purchased Services		
530 Communications		457.95
Total Other Purchased Services		457.95
Total 2130 Attendance Services		<u>71,342.37</u>

	<u>Elementary</u>	<u>Secondary</u>	<u>Federal</u>	<u>Total</u>
2140 Psychological Services				
100 Personnel Services-Salaries				
Total Personnel Services-Salaries	142,615.91	45,714.07		188,329.98
200 Personnel Services-Employee Benefits				
210 Grp Ins - Contracted Provider	53,084.98	23,433.13		76,518.11
220 Social Security Contributions	10,529.89	3,375.25		13,905.14
230 PSERS Retirement Contributions	23,837.05	7,640.72		31,477.77
250 Unemployment Compensation	45.72	14.65		60.37
260 Workmen's Compensation	856.31	274.48		1,130.79
Total Personnel Services-Employee Benefits	88,353.95	34,738.23		123,092.18
300 Purchased Professional & Technical Services				
Total Purchased Professional & Technical Services	26,661.95	831.95		27,493.90
400 Purchased Property Services				
430 Repairs and Maintenance	12.00	12.00		24.00
Total Purchased Property Services	12.00	12.00		24.00
500 Other Purchased Services				
530 Communications	252.71	271.23		523.94
580 Travel	209.68	56.61		266.29
Total Other Purchased Services	462.39	327.84		790.23
600 Supplies				
610 General Supplies	3,506.50	335.16		3,841.66
Total Supplies	3,506.50	335.16		3,841.66
Total 2140 Psychological Services	<u>261,612.70</u>	<u>81,959.25</u>		<u>343,571.95</u>

	<u>Federal</u>	<u>Total</u>
2170 Student Accounting Services		
100 Personnel Services-Salaries		
Total Personnel Services-Salaries		17,997.18
200 Personnel Services-Employee Benefits		
210 Grp Ins - Contracted Provider		11,321.33
220 Social Security Contributions		1,328.80
230 PSERS Retirement Contributions		3,008.08
250 Unemployment Compensation		5.76
260 Workmen's Compensation		108.06
Total Personnel Services-Employee Benefits		15,772.03
300 Purchased Professional & Technical Services		
Total Purchased Professional & Technical Services		2,897.45
500 Other Purchased Services		
530 Communications		33.60
580 Travel		21.47
Total Other Purchased Services		55.07
800 Other Objects		
Total Other Objects		60.00
Total 2170 Student Accounting Services		<u>36,781.73</u>

2200 Instructional Staff

	<u>Elementary</u>	<u>Secondary</u>	<u>Federal</u>	<u>Total</u>
100 Personnel Services-Salaries				
Total Personnel Services-Salaries	352,650.18	310,321.78	79,656.95	742,628.91
200 Personnel Services-Employee Benefits				
210 Grp Ins - Contracted Provider	77,114.41	70,835.06	9,860.10	157,809.57
220 Social Security Contributions	25,402.86	23,350.54	6,093.75	54,847.15
230 PSERS Retirement Contributions	57,505.75	52,859.83	7,555.83	117,921.41
250 Unemployment Compensation	110.28	101.38	159.31	370.97
260 Workmen's Compensation	2,065.81	1,898.92	637.27	4,602.00
Total Personnel Services-Employee Benefits	162,199.11	149,045.73	24,306.26	335,551.10
300 Purchased Professional & Technical Services				
Total Purchased Professional & Technical Services	21,265.50	16,661.50	10,179.00	48,106.00
400 Purchased Property Services				
430 Repairs and Maintenance	2,085.44	2,849.79		4,935.23
Total Purchased Property Services	2,085.44	2,849.79		4,935.23
500 Other Purchased Services				
530 Communications	1,726.51	1,726.69		3,453.20
580 Travel	4,257.83	2,379.39	20.91	6,658.13
Total Other Purchased Services	5,984.34	4,106.08	20.91	10,111.33
600 Supplies				
610 General Supplies	6,378.38	4,989.98		11,368.36
630 Food	246.55	246.56		493.11
640 Books & Periodicals	14,151.53	11,550.08		25,701.61
650 Supplies - Technology Related	7,439.70	13,561.97	2,681.50	23,683.17
Total Supplies	28,216.16	30,348.59	2,681.50	61,246.25
700 Property				
750 Equipment - Original & Additional	82.98	82.98		165.96
Total Property	82.98	82.98		165.96
800 Other Objects				
Total Other Objects	330.40	384.40		714.80
Total 2200 Instructional Staff	<u>572,814.11</u>	<u>513,800.85</u>	<u>116,844.62</u>	<u>1,203,459.58</u>

	<u>Federal</u>	<u>Total</u>
2300 Administration		
100 <u>Personnel Services-Salaries</u>		
Total Personnel Services-Salaries		1,582,967.76
200 <u>Personnel Services-Employee Benefits</u>		
210 Grp Ins - Contracted Provider		447,418.21
220 Social Security Contributions		116,995.42
230 PSERS Retirement Contributions		267,072.31
240 Tuition Reimbursements		13,220.00
250 Unemployment Compensation		508.49
260 Workmen's Compensation		9,524.73
290 Other Employee Benefits		3,400.00
Total Personnel Services-Employee Benefits		858,139.16
300 <u>Purchased Professional & Technical Services</u>		
Total Purchased Professional & Technical Services		214,197.42
400 <u>Purchased Property Services</u>		
430 Repairs and Maintenance		9,651.80
440 Rentals		4,460.40
Total Purchased Property Services		14,112.20
500 <u>Other Purchased Services</u>		
520 Insurance-General		88,816.00
530 Communications		54,121.25
540 Advertising		663.30
550 Printing & Binding		12,910.29
580 Travel		3,867.97
590 Miscellaneous Purchased Services		9,804.86
Total Other Purchased Services		170,183.67
600 <u>Supplies</u>		
610 General Supplies		16,800.22
630 Food		1,013.63
640 Books & Periodicals		2,547.51
Total Supplies		20,361.36
700 <u>Property</u>		
750 Equipment - Original & Additional		82.98
760 Equipment - Replacement		800.52
Total Property		883.50
800 <u>Other Objects</u>		
Total Other Objects		46,100.00
Total 2300 Administration		<u>2,906,945.07</u>

2310 Board Services

300 Purchased Professional & Technical Services

Total Purchased Professional & Technical Services

4,228.86

500 Other Purchased Services

520 Insurance-General

68,730.00

530 Communications

0.86

540 Advertising

663.30

580 Travel

564.24

Total Other Purchased Services

69,958.40

600 Supplies

610 General Supplies

3,470.39

630 Food

786.05

640 Books & Periodicals

99.94

Total Supplies

4,356.38

800 Other Objects

Total Other Objects

27,373.61

Total 2310 Board Services

105,917.25

	<u>Federal</u>	<u>Total</u>
2330 Tax Assessment And Collection Services		
100 <u>Personnel Services-Salaries</u>		
Total Personnel Services-Salaries		88,705.64
200 <u>Personnel Services-Employee Benefits</u>		
210 Grp Ins - Contracted Provider		20,720.83
220 Social Security Contributions		6,549.48
230 PSERS Retirement Contributions		14,826.40
250 Unemployment Compensation		28.43
260 Workmen's Compensation		532.62
Total Personnel Services-Employee Benefits		42,657.76
300 <u>Purchased Professional & Technical Services</u>		
Total Purchased Professional & Technical Services		66,189.52
400 <u>Purchased Property Services</u>		
430 Repairs and Maintenance		24.00
Total Purchased Property Services		24.00
500 <u>Other Purchased Services</u>		
520 Insurance-General		20,086.00
530 Communications		10,530.57
550 Printing & Binding		12,645.79
580 Travel		25.00
Total Other Purchased Services		43,287.36
600 <u>Supplies</u>		
610 General Supplies		926.86
Total Supplies		926.86
800 <u>Other Objects</u>		
Total Other Objects		7,559.39
Total 2330 Tax Assessment And Collection Services		<u>249,350.53</u>

2350 Legal and Accounting Services

300 Purchased Professional & Technical Services

Total Purchased Professional & Technical Services

Total 2350 Legal and Accounting Services

Federal

Total

111,096.02

111,096.02

2360 Office Of The Superintendent (Exec Dir.) Svcs.**100 Personnel Services-Salaries****Total Personnel Services-Salaries****200 Personnel Services-Employee Benefits**

210 Grp Ins - Contracted Provider

220 Social Security Contributions

230 PSERS Retirement Contributions

240 Tuition Reimbursements

250 Unemployment Compensation

260 Workmen's Compensation

290 Other Employee Benefits

Total Personnel Services-Employee Benefits**300 Purchased Professional & Technical Services****Total Purchased Professional & Technical Services****400 Purchased Property Services**

430 Repairs and Maintenance

Total Purchased Property Services**500 Other Purchased Services**

530 Communications

550 Printing & Binding

580 Travel

Total Other Purchased Services**600 Supplies**

610 General Supplies

630 Food

640 Books & Periodicals

Total Supplies**700 Property**

750 Equipment - Original & Additional

760 Equipment - Replacement

Total Property**800 Other Objects****Total Other Objects****Total 2360 Office Of The Superintendent (Exec Dir.) Svcs.****Elementary****Secondary****Federal****Total****291,614.00**

80,787.19

21,531.00

48,740.82

8,000.00

93.48

1,750.95

3,400.00

164,303.44**519.00**

2,714.01

2,714.01

1,059.49

1,817.10

2,876.59

264.50

1,155.34

4,296.43

1,176.86

227.58

259.44

1,663.88

82.98

800.52

883.50**8,145.00****474,139.26**

2370 Community Relations Services

500 Other Purchased Services

530 Communications

599 Other Misc Purchased Services

Total Other Purchased Services

600 Supplies

610 General Supplies

Total Supplies

800 Other Objects

Total Other Objects

Total 2370 Community Relations Services

Federal

Total

12,369.20

9,804.86

22,174.06

10,311.23

10,311.23

645.00

33,130.29

	<u>Elementary</u>	<u>Secondary</u>	<u>Federal</u>	<u>Total</u>
2380 Office Of The Principal Services				
100 <u>Personnel Services-Salaries</u>				
Total Personnel Services-Salaries	512,985.67	689,662.45		1,202,648.12
200 <u>Personnel Services-Employee Benefits</u>				
210 Grp Ins - Contracted Provider	166,047.18	179,863.01		345,910.19
220 Social Security Contributions	39,476.20	49,438.74		88,914.94
230 PSERS Retirement Contributions	90,476.19	113,028.90		203,505.09
240 Tuition Reimbursements		5,220.00		5,220.00
250 Unemployment Compensation	171.66	214.92		386.58
260 Workmen's Compensation	3,215.49	4,025.67		7,241.16
Total Personnel Services-Employee Benefits	299,386.72	351,791.24		651,177.96
300 <u>Purchased Professional & Technical Services</u>				
Total Purchased Professional & Technical Services	14,176.85	17,987.17		32,164.02
400 <u>Purchased Property Services</u>				
430 Repairs and Maintenance	2,954.95	3,958.84		6,913.79
440 Rentals	2,241.24	2,219.16		4,460.40
Total Purchased Property Services	5,196.19	6,178.00		11,374.19
500 <u>Other Purchased Services</u>				
530 Communications	11,702.98	16,641.05		28,344.03
580 Travel	1,008.09	1,115.30		2,123.39
Total Other Purchased Services	12,711.07	17,756.35		30,467.42
600 <u>Supplies</u>				
610 General Supplies	902.07	12.81		914.88
640 Books & Periodicals	79.28	2,108.85		2,188.13
Total Supplies	981.35	2,121.66		3,103.01
800 <u>Other Objects</u>				
Total Other Objects	1,569.00	808.00		2,377.00
Total 2380 Office Of The Principal Services	<u>847,006.85</u>	<u>1,086,304.87</u>		<u>1,933,311.72</u>

	<u>Federal</u>	<u>Total</u>
2400 Pupil Health		
100 <u>Personnel Services-Salaries</u>		
Total Personnel Services-Salaries		195,333.60
200 <u>Personnel Services-Employee Benefits</u>		
210 Grp Ins - Contracted Provider		49,782.46
220 Social Security Contributions		14,422.24
230 PSERS Retirement Contributions		32,648.37
240 Tuition Reimbursements		5,279.00
250 Unemployment Compensation		62.61
260 Workmen's Compensation		1,172.85
Total Personnel Services-Employee Benefits		103,367.53
300 <u>Purchased Professional & Technical Services</u>		
Total Purchased Professional & Technical Services		5,640.38
400 <u>Purchased Property Services</u>		
430 Repairs and Maintenance		295.81
Total Purchased Property Services		295.81
500 <u>Other Purchased Services</u>		
530 Communications		116.62
580 Travel		101.54
Total Other Purchased Services		218.16
600 <u>Supplies</u>		
610 General Supplies		6,814.13
Total Supplies		6,814.13
800 <u>Other Objects</u>		
Total Other Objects		125.00
Total 2400 Pupil Health		<u>311,794.61</u>

2500 Business**100 Personnel Services-Salaries****Total Personnel Services-Salaries****Federal****Total****379,685.09****200 Personnel Services-Employee Benefits**

210 Grp Ins - Contracted Provider

108,977.71

220 Social Security Contributions

28,033.63

230 PSERS Retirement Contributions

63,461.16

240 Tuition Reimbursements

4,908.00

250 Unemployment Compensation

121.71

260 Workmen's Compensation

2,279.75

290 Other Employee Benefits

3,095.27

Total Personnel Services-Employee Benefits**210,877.23****300 Purchased Professional & Technical Services****Total Purchased Professional & Technical Services****63,475.73****400 Purchased Property Services**

430 Repairs and Maintenance

7,698.43

440 Rentals

886.28

Total Purchased Property Services**8,584.71****500 Other Purchased Services**

540 Advertising

791.39

550 Printing & Binding

4,203.81

580 Travel

1,692.25

Total Other Purchased Services**6,687.45****600 Supplies**

610 General Supplies

5,792.30

640 Books & Periodicals

39.00

650 Supplies - Technology Related

70.00

Total Supplies**5,901.30****700 Property**

750 Equipment - Original & Additional

979.92

Total Property**979.92****800 Other Objects****Total Other Objects****1,507.96****Total 2500 Business****677,699.39**

	<u>Elementary</u>	<u>Secondary</u>	<u>Federal</u>	<u>Total</u>
2600 Operation & Maintenance of Plant Services				
100 <u>Personnel Services-Salaries</u>				
Total Personnel Services-Salaries				1,198,556.15
200 <u>Personnel Services-Employee Benefits</u>				
210 Grp Ins - Contracted Provider				429,955.45
220 Social Security Contributions				88,534.02
230 PSERS Retirement Contributions				201,085.08
250 Unemployment Compensation				384.56
260 Workmen's Compensation				7,203.18
Total Personnel Services-Employee Benefits				727,162.29
300 <u>Purchased Professional & Technical Services</u>				
Total Purchased Professional & Technical Services				2,831.52
400 <u>Purchased Property Services</u>				
410 Cleaning Services				60,027.95
420 Utility Services				511,600.82
430 Repairs and Maintenance				218,224.65
440 Rentals				10,743.08
450 Construction Services				29,711.37
490 Other Purchased Property Services				29,881.37
Total Purchased Property Services				860,189.24
500 <u>Other Purchased Services</u>				
521 Fire Insurance				65,583.96
522 Automotive Liability Insurance				18,501.69
523 General Property and Liability Insurance				48,798.60
529 Other Insurance				3,000.00
530 Communications				3,331.24
540 Advertising				254.27
580 Travel				885.78
Total Other Purchased Services				140,355.54
600 <u>Supplies</u>				
610 General Supplies	96,920.47	93,755.62		190,676.09
620 Energy				298,080.77
Total Supplies				488,756.86
700 <u>Property</u>				
750 Equipment - Original & Additional				1,813.40
760 Equipment - Replacement				10,426.40
Total Property				12,239.80
800 <u>Other Objects</u>				
Total Other Objects				896.00
Total 2600 Operation & Maintenance of Plant Services				<u>3,430,987.40</u>

	<u>Federal</u>	<u>Total</u>
2700 Student Transportation Services		
100 Personnel Services-Salaries		
Total Personnel Services-Salaries		67,868.00
200 Personnel Services-Employee Benefits		
210 Grp Ins - Contracted Provider		8,903.77
220 Social Security Contributions		5,010.96
230 PSERS Retirement Contributions		11,343.57
250 Unemployment Compensation		21.75
260 Workmen's Compensation		407.50
Total Personnel Services-Employee Benefits		25,687.55
300 Purchased Professional & Technical Services		
Total Purchased Professional & Technical Services		4,910.74
500 Other Purchased Services		
513 St Tr Svc-Contr Carrier	2,976,317.58	
530 Communications	2,505.11	
580 Travel	1,884.57	
Total Other Purchased Services	2,980,707.26	
600 Supplies		
610 General Supplies		163.46
Total Supplies		163.46
800 Other Objects		
Total Other Objects		203.00
Total 2700 Student Transportation Services		<u>3,079,540.01</u>

2800 Central

100 Personnel Services-Salaries

Total Personnel Services-Salaries

Federal Total

426,748.03

200 Personnel Services-Employee Benefits

210 Grp Ins - Contracted Provider

112,681.63

220 Social Security Contributions

31,508.47

230 PSERS Retirement Contributions

71,327.34

240 Tuition Reimbursements

1,656.00

250 Unemployment Compensation

136.81

260 Workmen's Compensation

2,562.34

Total Personnel Services-Employee Benefits

219,872.59

300 Purchased Professional & Technical Services

Total Purchased Professional & Technical Services

20,072.75

400 Purchased Property Services

430 Repairs and Maintenance

4,046.16

Total Purchased Property Services

4,046.16

500 Other Purchased Services

530 Communications

60,954.43

540 Advertising

299.28

550 Printing & Binding

344.50

580 Travel

2,544.99

Total Other Purchased Services

64,143.20

600 Supplies

610 General Supplies

36,888.46

640 Books & Periodicals

537.84

Total Supplies

37,426.30

700 Property

750 Equipment - Original & Additional

48,904.74

760 Equipment - Replacement

1,337.75

Total Property

50,242.49

800 Other Objects

Total Other Objects

755.00

Total 2800 Central

823,306.52

2900 Other Support Services

500 Other Purchased Services

595 Intermediate Unit Payments by Withholding

Total Other Purchased Services

Total 2900 Other Support Services

Federal

Total

34,905.96

34,905.96

34,905.96

	<u>Federal</u>	<u>Total</u>
3000 Operation of Noninstructional Services		
100 Personnel Services-Salaries		
Total Personnel Services-Salaries		472,919.98
200 Personnel Services-Employee Benefits		
210 Grp Ins - Contracted Provider		23,525.80
220 Social Security Contributions		34,917.52
230 PSERS Retirement Contributions		79,044.54
250 Unemployment Compensation		151.60
260 Workmen's Compensation		2,839.55
Total Personnel Services-Employee Benefits		140,479.01
300 Purchased Professional & Technical Services		
Total Purchased Professional & Technical Services		47,689.91
400 Purchased Property Services		
430 Repairs and Maintenance		7,733.90
Total Purchased Property Services		7,733.90
500 Other Purchased Services		
510 Student Transportation Services		59,403.23
520 Insurance-General		6,990.00
530 Communications		929.57
580 Travel		3,367.73
Total Other Purchased Services		70,690.53
600 Supplies		
610 General Supplies		30,453.20
630 Food		9,172.20
Total Supplies		39,625.40
700 Property		
750 Equipment - Original & Additional		552.97
760 Equipment - Replacement		17,382.34
Total Property		17,935.31
800 Other Objects		
Total Other Objects		15,525.25
Total 3000 Operation of Noninstructional Services		812,599.29

3200 Student Activities**100 Personnel Services-Salaries****Total Personnel Services-Salaries****472,919.98****200 Personnel Services-Employee Benefits**

210 Grp Ins - Contracted Provider

23,525.80

220 Social Security Contributions

34,917.52

230 PSERS Retirement Contributions

79,044.54

250 Unemployment Compensation

151.60

260 Workmen's Compensation

2,839.55

Total Personnel Services-Employee Benefits**140,479.01****300 Purchased Professional & Technical Services****Total Purchased Professional & Technical Services****47,689.91****400 Purchased Property Services**

430 Repairs and Maintenance

7,733.90

Total Purchased Property Services**7,733.90****500 Other Purchased Services**

510 Student Transportation Services

59,403.23

520 Insurance-General

6,990.00

530 Communications

929.57

580 Travel

3,367.73

Total Other Purchased Services**70,690.53****600 Supplies**

610 General Supplies

30,453.20

630 Food

9,172.20

Total Supplies**39,625.40****700 Property**

750 Equipment - Original & Additional

552.97

760 Equipment - Replacement

17,382.34

Total Property**17,935.31****800 Other Objects****Total Other Objects****15,525.25****Total 3200 Student Activities****812,599.29**

5000 Other Expenditures and Financing Uses

800 Other Objects

830 Interest

880 Refund of Prior Year's Receipts

Total Other Objects

900 Other Financing Uses

910 Redemption of Principal

930 Fund Transfers

Total Other Financing Uses

Total 5000 Other Expenditures and Financing Uses

Total

806,004.29

51.08

806,055.37

1,495,000.00

938,603.00

2,433,603.00

3,239,658.37

5100 Debt Service, Other Expenditures and Fin Uses

800 Other Objects

830 Interest

880 Refund of Prior Year's Receipts

Total Other Objects

900 Other Financing Uses

910 Redemption of Principal

Total Other Financing Uses

Total 5100 Debt Service, Other Expenditures and Fin Uses

FederalTotal

806,004.29

51.08

806,055.37

1,495,000.00

1,495,000.00

2,301,055.37

	<u>Federal</u>	<u>Total</u>
5110 Debt Service		
800 Other Objects		
830 Interest		806,004.29
Total Other Objects		806,004.29
900 Other Financing Uses		
910 Redemption of Principal		1,495,000.00
Total Other Financing Uses		1,495,000.00
Total 5110 Debt Service		<u>2,301,004.29</u>

5130 Refund of Prior Years' Revenues/Receipts

800 Other Objects

880 Refund of Prior Year's Receipts

Total Other Objects

Total 5130 Refund of Prior Years' Revenues/Receipts

Federal

Total

51.08

51.08

51.08

5200 Interfund Transfers Out

900 Other Financing Uses

930 Fund Transfers

Total Other Financing Uses

Total 5200 Interfund Transfers Out

Federal

Total

938,603.00

938,603.00

938,603.00

5230 Capital Projects Fund Transfers

900 Other Financing Uses

932 Capitl Resrv Fnd Transf (Sec 1431 Muni Code)

Total Other Financing Uses

Total 5230 Capital Projects Fund Transfers

Federal

Total

938,603.00

938,603.00

938,603.00

SUMMARY OF GENERAL FUND EXPENDITURES AND OTHER FINANCING USES (TOTE)

BY SUBFUNCTIONS

Page EXP-1

	Amount	Total
1000 Instruction		
1100 Regular Programs - E/S	21,879,659.26	
1200 Special and Gifted Education	7,659,650.68	
1300 Vocational Education Programs	2,172,879.46	
1400 Other Instructional Programs - E/S	106,843.26	
		31,819,032.66
2000 Support Services		
2100 Pupil Personnel	1,385,982.41	
2200 Instructional Staff	1,203,459.58	
2300 Administration	2,906,945.07	
2400 Pupil Health	311,794.61	
2500 Business	677,699.39	
2600 Operation & Maintenance of Plant Services	3,430,987.40	
2700 Student Transportation Services	3,079,540.01	
2800 Central	823,306.52	
2900 Other Support Services	34,905.96	
		13,854,620.95
3000 Operation of Noninstructional Services		
3200 Student Activities	812,599.29	
		812,599.29
5000 Other Expenditures and Financing Uses		
5100 Debt Service, Other Expenditures and Fin Uses	2,301,055.37	
5200 Interfund Transfers Out	938,603.00	
		3,239,658.37
TOTAL ACTUAL EXPENDITURES OTHER FINANCING USES		49,725,911.27

Bond Detail**Governmental Funds**

Debt Category	Debt Issue Date (MM/YYYY)	Principal Amounts Only				Current Portion Due Within One Year (Principal and Interest)	Interest Paid During Fiscal Year
		Debt at Beginning of Fiscal Year	Additions	Reductions / Repayments	Debt at End of Fiscal Year		
Other Post-Employment Benefits (OPEB)		345,445	245,315	0	590,760	0	0
Compensated Absences		1,381,422	0	75,146	1,306,276	243,356	0
General Obligation Bonds - (CIB)	11/ 2008	8,890,000	0	8,890,000	0	0	395,555
General Obligation Bonds - (CIB)	02/ 2010	4,160,000	0	1,050,000	3,110,000	1,125,300	76,500
General Obligation Bonds - (CIB)	06/ 2011	8,550,000	0	445,000	8,105,000	736,288	289,639
General Obligation Bonds - (CIB)	02/ 2013	8,385,000	0	0	8,385,000	346,415	246,256
General Obligation Bonds - (CIB)	02/ 2014	0	9,005,000	0	9,005,000	327,198	0
Totals for Debt Entered:		31,711,867	9,250,315	10,460,146	30,502,036	2,778,557	1,007,950

Bond Detail**Proprietary Type Funds**

Debt Category	Debt Issue Date (MM/YYYY)	Principal Amounts Only				Current Portion Due Within One Year (Principal and Interest)	Interest Paid During Fiscal Year
		Debt at Beginning of Fiscal Year	Additions	Reductions / Repayments	Debt at End of Fiscal Year		
Compensated Absences		20,752	0	1,907	18,845	0	0
Totals for Debt Entered:		20,752	0	1,907	18,845	0	0

(PRINCIPAL AMOUNTS ONLY)

ALL GOVERNMENTAL FUND TYPES	Short-Term Borrowing	General Obligation Bonds	Authority Building Obligations	Other Long-Term Debt	Other Post Employment Benefits (OPEB)	Compensated Absences	Total
1 Debt at Beginning of Fiscal Year		29,985,000			345,445	1,381,422	31,711,867
2 Additional Debt Incurred During Year		9,005,000			245,315		9,250,315
3 Retirements and Repayments		10,385,000				75,146	10,460,146
4 Debt at End of Fiscal Year		28,605,000			590,760	1,306,276	30,502,036
5 Accreted Interest at End Of Fiscal Year							
6 Total Debt and Accreted Interest		28,605,000			590,760	1,306,276	30,502,036
7 Current Portion P&I - Due within 1 year		2,535,201				243,356	2,778,557
8 Interest Paid during current fiscal year		1,007,950					1,007,950

(PRINCIPAL AMOUNTS ONLY)

ALL PROPRIETARY FUND TYPES	Short-Term Borrowing	General Obligation Bonds	Authority Building Obligations	Other Long-Term Debt	Other Post Employment Benefits (OPEB)	Compensated Absences	Total
1 Debt at Beginning of Fiscal Year						20,752	20,752
2 Additional Debt Incurred During Year							
3 Retirements and Repayments						1,907	1,907
4 Debt at End of Fiscal Year						18,845	18,845
5 Accreted Interest at End Of Fiscal Year							
6 Total Debt and Accreted Interest						18,845	18,845
7 Current Portion P&I - Due within 1 year							
8 Interest Paid during current fiscal year							

Tuition Paid to Other LEAs During Fiscal Year

Tuition Reported in General Fund Expenditures 1000-560

Purchased Services in General Fund Expenditures 1000-594 and 1000-597

Amount

4,984,863.11

Total

4,984,863.11

Tuition Paid to Institution Types During Fiscal Year**Tuition Paid For
Nonspecial Education****Tuition Paid For
Special Education**

1 1306 Institutions		
2 Institutionalized Children's Programs		
- 3 Juveniles incarcerated in adult facilities		
4 Residential Treatment Facilities		
5 Other Local Education Agencies	92,258.87	11,345.26
6 Brick and Mortar Charter Schools	203,320.50	77,310.44
7 Cyber Charter Schools	785,883.20	217,249.82
8 Career and Technology Centers	2,172,879.46	
9 Approved Private Schools		360,922.78
10 PA Chartered Schools for the Deaf and Blind		
11 Private Residential Rehabilitative Institutions	20,045.77	167,108.51
12 Juvenile detention centers	16,523.27	
13 Special Program Jointures	2,925.00	
14 Other Tuition Not Included Elsewhere In This Section		857,090.23
Total Amounts Paid to Institutions	3,293,836.07	1,691,027.04

DO NOT INCLUDE FEDERAL EXPENDITURES

FUNCTION-OBJECT	ELEMENTARY	SECONDARY	TOTAL
1100-322		3,359.82	3,359.82
1100-323			
1100-324			
1100-329	1,389.01	10,556.64	11,945.65
Total 320	1,389.01	13,916.46	15,305.47
1200-322	482,373.52	25,832.91	508,206.43
1200-323		3,542.00	3,542.00
1200-324	228.00	114.00	342.00
1200-329	30,297.42	14,029.06	44,326.48
Total 320	512,898.94	43,517.97	556,416.91
1300-322			
1300-323			
1300-324			
1300-329			
Total 320			
2200-322			
2200-323			
2200-324	6,003.00	1,600.00	7,603.00
2200-329	15,262.50	12,072.50	27,335.00
Total 320	21,265.50	13,672.50	34,938.00
2400-322			
2400-323			
2400-324	12.50	12.50	25.00
2400-329			
Total 320	12.50	12.50	25.00
2450-322			
2450-323			
2450-324			
2450-329			
Total 320			
2900-322			
2900-323			
2900-324			
2900-329			
Total 320			

	<u>Federal</u>	<u>Total</u>
1190 Federally Funded Regular Programs		
100 <u>Personnel Services-Salaries</u>		
Total Personnel Services-Salaries	201,161.85	201,161.85
200 <u>Personnel Services-Employee Benefits</u>		
210 Grp Ins - Contracted Provider	29,946.27	29,946.27
220 Social Security Contributions	15,388.88	15,388.88
230 PSERS Retirement Contributions	16,553.39	16,553.39
250 Unemployment Compensation	402.32	402.32
260 Workmen's Compensation	1,609.29	1,609.29
Total Personnel Services-Employee Benefits	63,900.15	63,900.15
Total 1190 Federally Funded Regular Programs	<u>265,062.00</u>	<u>265,062.00</u>

1243 Gifted Support**100 Personnel Services-Salaries****Total Personnel Services-Salaries****200 Personnel Services-Employee Benefits**

210 Grp Ins - Contracted Provider

220 Social Security Contributions

230 PSERS Retirement Contributions

250 Unemployment Compensation

260 Workmen's Compensation

Total Personnel Services-Employee Benefits**300 Purchased Professional & Technical Services****Total Purchased Professional & Technical Services****500 Other Purchased Services**

569 Tuition - Other

580 Travel

Total Other Purchased Services**600 Supplies**

610 General Supplies

640 Books & Periodicals

650 Supplies - Technology Related

Total Supplies**Total 1243 Gifted Support**

<u>Elementary</u>	<u>Secondary</u>	<u>Total</u>
98,440.59	159,882.11	258,322.70
26,682.85	13,202.88	39,885.73
7,268.25	11,804.72	19,072.97
16,453.52	26,722.95	43,176.47
31.56	51.25	82.81
591.07	959.98	1,551.05
51,027.25	52,741.78	103,769.03
	997.50	997.50
	1,853.28	1,853.28
71.12		71.12
71.12	1,853.28	1,924.40
2,561.88	251.96	2,813.84
171.76	711.93	883.69
301.42	1,411.58	1,713.00
3,035.06	2,375.47	5,410.53
<u>152,574.02</u>	<u>217,850.14</u>	<u>370,424.16</u>

	<u>Elementary</u>	<u>Secondary</u>	<u>Federal</u>	<u>Total</u>
2250 School Library Services				
100 <u>Personnel Services-Salaries</u>				
Total Personnel Services-Salaries	133,320.70	142,128.66		275,449.36
200 <u>Personnel Services-Employee Benefits</u>				
210 Grp Ins - Contracted Provider	33,873.67	37,733.98		71,607.65
220 Social Security Contributions	9,843.59	10,493.91		20,337.50
230 PSERS Retirement Contributions	22,283.43	23,755.61		46,039.04
250 Unemployment Compensation	42.74	45.56		88.30
260 Workmen's Compensation	800.50	853.39		1,653.89
Total Personnel Services-Employee Benefits	66,843.93	72,882.45		139,726.38
500 <u>Other Purchased Services</u>				
580 Travel	441.70	301.30		743.00
Total Other Purchased Services	441.70	301.30		743.00
600 <u>Supplies</u>				
610 General Supplies	1,812.77	608.11		2,420.88
640 Books & Periodicals	12,496.32	11,394.22		23,890.54
650 Supplies - Technology Related	7,248.20	13,370.47		20,618.67
Total Supplies	21,557.29	25,372.80		46,930.09
800 <u>Other Objects</u>				
Total Other Objects	128.00	182.00		310.00
Total 2250 School Library Services	<u>222,291.62</u>	<u>240,867.21</u>		<u>463,158.83</u>

		<u>Total</u>
2750 Nonpublic Transportation		
100 <u>Personnel Services-Salaries</u>		
Total Personnel Services-Salaries		27,147.10
200 <u>Personnel Services-Employee Benefits</u>		
210 Grp Ins - Contracted Provider		3,474.10
220 Social Security Contributions		2,004.38
230 PSERS Retirement Contributions		4,537.41
250 Unemployment Compensation		8.70
260 Workmen's Compensation		163.00
Total Personnel Services-Employee Benefits		10,187.59
500 <u>Other Purchased Services</u>		
513 St Tr Svc-Contr Carrier		497,552.18
Total Other Purchased Services		497,552.18
Total 2750 Nonpublic Transportation		<u>534,886.87</u>

I. Student Transportation Services for Educational Field Trips

II. Student Transportation Services for Student Activities

III. Rental of Vehicles for Student Transportation Services

IV. Capital Reserve (Special Revenue) Fund

Include only district-owned transportation expenditures paid from State or local money.

DO NOT include federal expenditures or payments to contract service providers.

Contracted transportation services should not be recorded on this schedule.

Function	Object	Amount	Function	Object	Amount	Function	Object	Amount
1100	610	1,309.96						
2500	530	7,500.00						

NOTE: Only reimbursable encumbrances will be included in your Actual Instructional Expense calculation.

TOTAL ENCUMBRANCES: 8,809.96

NOTE: Report expenditures that are paid out of the special revenue fund and/or capital project fund that would be considered reimbursable if they were made from the general fund. See Instructions.

NOTE: You Must Complete This Schedule If You Desire A Certified Restricted Indirect Cost Rate

Expenditures considered allowable indirect costs for the listed functions, and a brief explanation of those expenditures.

Function	Indirect Costs (General Fund Only)	Termination or Leave Payout Salaries Object 115	Explanation
2300	23,200.00		General Audit expenditures only
2310			Business Manager expenditures coded to 2310**
2500	668,134.76		EE salaries & benefits, general operating exp.
2830	92,405.00		EE salaries & benefits, general operating exp.
2840			
Total	783,739.76		

** Function 2310 should only be used to report Business Manager related expenditures if the Business Manager also holds the position of Board Secretary.

All Termination/Leave Payout Salaries	
Function-Object	Amount
1000-115	
2000-115	
3000-115	
Total	

On the schedule below, report the amount of expenditures by fund for the functions and objects listed. These expenditures are considered (1) unallowable as indirect costs and must be eliminated from the indirect cost calculation, (2) included in the base for allocation, or (3) are allowable as indirect costs but are not reported in the Annual Financial Report. All other expenditures used in the Indirect Cost Rate Computation are reported in the Annual Financial Report.

General Fund Expenditures	
Function-Object	Amount
1000-322	511,566.25
1000-323	3,542.00
1200-594	
1200-597	
2300-820	15,600.00
2500-432	
2500-810	1,507.96
2900-595	
2900-596	
2990-899	

Food Costs: Cafeteria or General Fund	
Function-Object	Amount
3100-571	
3100-630	696,803.01

LEA acknowledges there are no 2990-899 pass thru funds to report.

LEA acknowledges there are no Termination Leave Payout Salaries to report.

FUNCTION	SPECIAL EDUCATION	NONSPECIAL EDUCATION	TOTAL
2120 Guidance Services	140,142.95	794,143.41	934,286.36
2140 Psychological Services	309,214.75	34,357.20	343,571.95
2150 Speech Pathology And Audiology Services			
2160 Social Work Services			
2260 Instruction and Curriculum Development Services	121,028.24		121,028.24
2350 Legal and Accounting Services	28,354.70	82,741.32	111,096.02
2420 Medical Services			
2440 Nursing Services			
2700 Student Transportation Services	806,857.60	1,737,795.54	2,544,653.14
TOTAL	1,405,598.24	2,649,037.47	4,054,635.71

**Benefits for Staff Relative to
Collective Bargaining Agreements**

	OBJECT	COVERED	NOT COVERED	TOTAL
10 General Fund				
	211 Medical Insurance	2,974,579.92	1,153,268.42	4,127,848.34
	212 Dental Insurance	213,338.52	73,670.22	287,008.74
	215 Eye Care Insurance	19,276.80	5,684.88	24,961.68
	216 Prescription Insurance			
	271 Self-Insurance Medical Health Benefits			
	272 Self-Insurance Dental Health Benefits			
	275 Self-Insurance Eye Care Health Benefits			
	276 Self-Insurance Prescription Health Benefits	732,437.04	202,923.72	935,360.76
	FUND TOTAL	3,939,632.28	1,435,547.24	5,375,179.52
50 Enterprise Fund				
	211 Medical Insurance		42,196.60	42,196.60
	212 Dental Insurance		3,297.12	3,297.12
	215 Eye Care Insurance		410.40	410.40
	216 Prescription Insurance			
	271 Self-Insurance Medical Health Benefits			
	272 Self-Insurance Dental Health Benefits			
	275 Self-Insurance Eye Care Health Benefits			
	276 Self-Insurance Prescription Health Benefits		6,350.88	6,350.88
	FUND TOTAL		52,255.00	52,255.00
60 Internal Service Fund				
	211 Medical Insurance			
	212 Dental Insurance			
	215 Eye Care Insurance			
	216 Prescription Insurance			
	271 Self-Insurance Medical Health Benefits			
	272 Self-Insurance Dental Health Benefits			
	275 Self-Insurance Eye Care Health Benefits			
	276 Self-Insurance Prescription Health Benefits			
	FUND TOTAL			
	TOTAL FOR ALL FUNDS	3,939,632.28	1,487,802.24	5,427,434.52

LEA acknowledges there is no Self Insurance data to report.

<u>General Fund Expenditures: Functions</u>	1000	2000	3100	3200	3300	4000	Object Total
100 Personnel Services-Salaries							
200 Personnel Services-Employee Benefits							
300 Purchased Professional & Technical Service		10,100.00					10,100.00
400 Purchased Property Services							
500 Other Purchased Services							
600 Supplies		2,681.50					2,681.50
700 Property							
810 Dues And Fees							
820 Claims and Judgments Against the LEA							
890 Miscellaneous Expenditures							
<u>Total GF Expenditures: Functions</u>		12,781.50					12,781.50

<u>General Fund Expenditures: Sub Functions</u>	1500	1600	1700	2280	2450	2750	Object Total
100 Personnel Services-Salaries							
200 Personnel Services-Employee Benefits							
300 Purchased Professional & Technical Service							
400 Purchased Property Services							
500 Other Purchased Services							
600 Supplies							
700 Property							
810 Dues And Fees							
820 Claims and Judgments Against the LEA							
890 Miscellaneous Expenditures							
<u>Total GF Expenditures: Sub Functions</u>							

<u>Enterprise Fund Expenses</u>	Fund 51	Funds 52-58	Account Total
100 Salaries			
200 Employee Benefits			
300 Purchased Professional and Technical Servi			
400 Purchased Property Services			
500 Other Purchased Service			
600 Supplies			
700 Property			
810 Dues and Fees			
820 Claims and Judgments Against the LEA			
890 Other Operating Expenditures			
<u>Total Enterprise Fund Expenses</u>			

PSERS Salary Data (School Districts Only)

Amount Description	Amount
Total Salary Base for salaries subject to PSERS withholding	20,642,988.18
Total Federally Funded salaries subject to PSERS withholding	629,054.72

Title I Expenditure Data (School Districts and Charter Schools)

Amount Description	Amount
Expenditures Funded with Current Title I Funds	265,062.00
Expenditures Funded with Carry over Title I Funds	
Total Title I Expenditures	265,062.00

Title I ARRA Amount (School Districts and Charter Schools)

Amount Description	Amount
Portion of Total Title I Expenditures funded with ARRA Title I	

Federal Revenues as reported in the General Fund Revenue Detail**Non-ARRA Revenue**

Federal Revenue: 8110-8690, 8810-8830	498,232.80
Federal Pass Thru Revenue: 6831, 6832, 6839	640,290.76

Total Non-ARRA Federal Revenue	1,138,523.56
---------------------------------------	---------------------

ARRA Revenue

Federal ARRA BEF Revenue: 8708	0.00
Federal ARRA Edjobs Revenue: 8709	0.00
Federal ARRA Revenue: 8701-8707, 8721-8799	0.00
Federal ARRA Pass Thru Revenue: 6833-6836	12,781.50

Total ARRA Federal Revenue	12,781.50
-----------------------------------	------------------

Total Federal Revenue	1,151,305.06
------------------------------	---------------------

Federal Expenditures: as reported in the General Fund Expenditure Detail (Federal Column)

Function 1000	1,034,460.44
Function 2000	116,844.62
Function 3000	0.00
Function 4000	0.00
Function 5000	0.00

Total Federal Expenditures reported in General Fund	1,151,305.06
--	---------------------